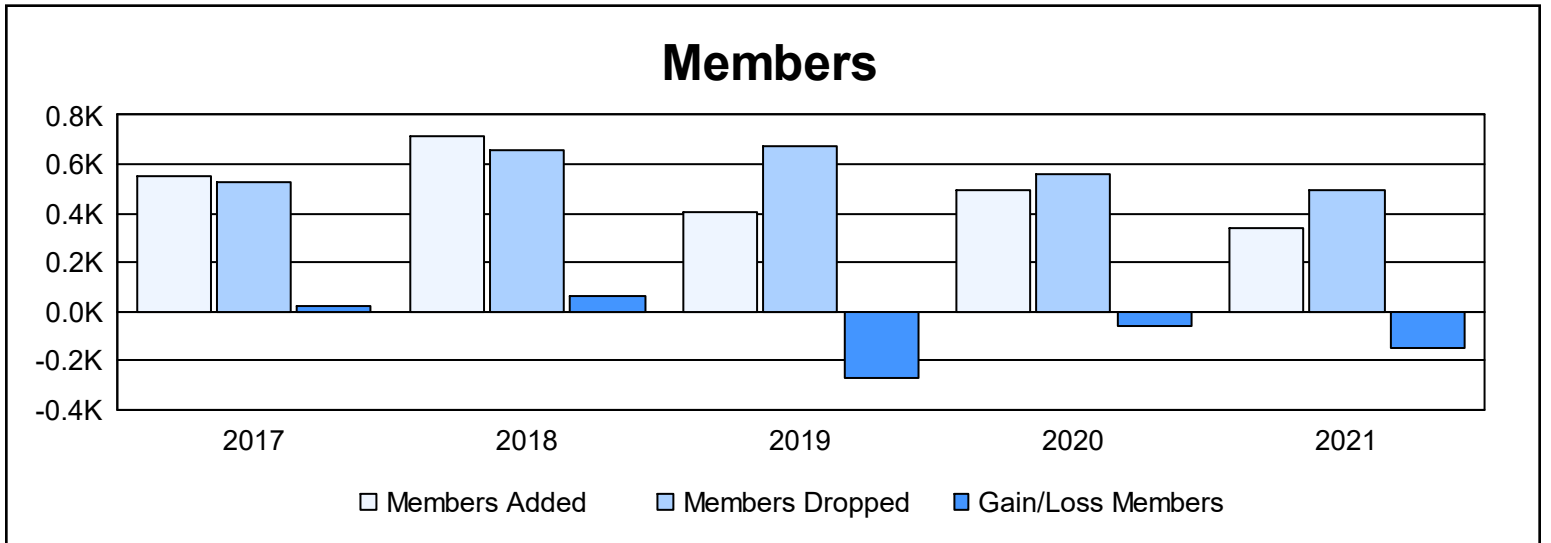
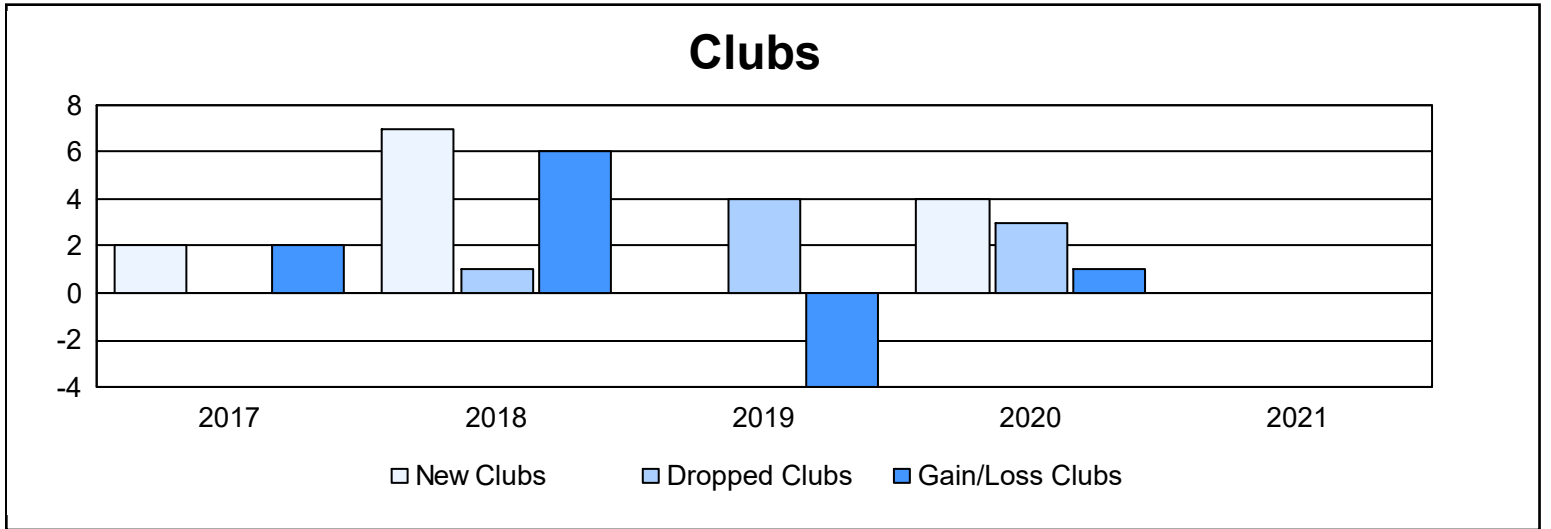
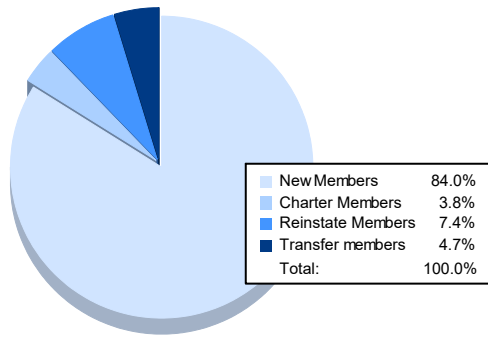


Year	New Clubs	Dropped Clubs	Gain/ Loss Clubs	New Members	Charter Members	Reinstate Members	Transfer Members	Total Member Added	Total Members Dropped	Gain/ Loss Members
2016-2017	2	0	2	439	73	21	16	549	523	26
2017-2018	7	1	6	503	165	29	19	716	657	59
2018-2019	0	4	-4	364	16	15	12	407	676	-269
2019-2020	4	3	1	346	115	18	17	496	558	-62
2020-2021	0	0	0	284	13	25	16	338	491	-153
<b>Average</b>	<b>3</b>	<b>2</b>	<b>1</b>	<b>387</b>	<b>76</b>	<b>22</b>	<b>16</b>	<b>501</b>	<b>581</b>	<b>-80</b>



### Membership Composition June 2021 Cumulative



### Gender Composition June 2021 Cumulative

